AIR SEAL DETAILS & INSULATION INSTALLATION	
AIR BARRIER AND THERMAL BARRIER	A CONTINUOUS AIR BARRIER SHALL BE INSTALLED IN THE BUILDING ENVELOPE. EXTERIOR THERMAL ENVELOPE CONTAINS A CONTINUOUS AIR BARRIER. BREAKS OR JOINTS IN THE AIR BARRIER SHALL BE SEALED. AIR-PERMEABLE INSULATION SHALL NOT BE USED AS A SEALING MATERIAL.
CEILING/ ATTIC	THE AIR BARRIER IN ANY DROPPED CEILING/SOFFIT SHALL BE ALIGNED WITH THE INSULATION AND ANY GAPS IN THE AIR BARRIER SEALED. ACCESS OPENINGS, DROP DOWN STAIR OR KNEE WALL DOORS TO UNCONDITIONED ATTIC SPACES SHALL BE SEALED.
WALLS	CORNERS AND HEADERS SHALL BE INSULATED & THE JUNCTION OF THE FOUNDATION & SILL PLATE SHALL BE SEALED. THE JUNCTION OF THE TOP PLATE AND TOP OF EXTERIOR WALLS SHALL BE SEALED. EXTERIOR THERMAL ENVELOPE INSULATION FOR FRAMED WALLS SHALL BE INSTALLED IN SUBSTANTIAL CONTACT & CONTINUOUS ALIGNMENT WITH THE AIR BARRIER. KNEE WALLS SHALL BE SEALED.
WINDOWS, SKYLIGHTS & DOORS	THE SPACE BETWEEN WINDOW/DOOR JAMBS AND FRAMING AND SKYLIGHTS AND FRAMING SHALL BE SEALED
RIM JOISTS	RIM JOISTS SHALL BE INSULATED AND INCLUDE THE AIR BARRIER.
FLOORS (INCLUDING ABOVE-GARAGE AND CANTILEVERED FLOORS)	INSULATION SHALL BE INSTALLED TO MAINTAIN PERMANENT CONTACT WITH UNDERSIDE OF SUBFLOOR DECKING. THE AIR BARRIER SHALL BE INSTALLED AT ANY EXPOSED EDGE OF INSULATION.
CRAWL SPACE WALLS	WHERE PROVIDED IN LIEU OF FLOOR INSULATION, INSULATION SHALL BE PERMANENTLY ATTACHED TO THE CRAWL SPACE WALLS. EXPOSED EARTH IN UNVENTED CRAWL SPACES SHALL BE COVERED WITH A CLASS I VAPOR RETARDER WITH OVERLAPPING JOINTS TAPED.
SHAFTS, PENETRATION	DUCT SHAFTS, UTILITY PENETRATIONS AND FLUE SHAFTS OPENING TO EXTERIOR OR UNCONDITIONED SPACE SHALL BE SEALED.
NARROW CAVITIES	BATTS IN NARROW CAVITIES SHALL BE CUT TO FIT, OR NARROW CAVITIES SHALL BE FILLED BY INSULATION THAT ON INSTALLATION READILY CONFORMS TO THE AVAILABLE CAVITY SPACE.
GARAGE SEPARATION	AIR SEALING SHALL BE PROVIDED BETWEEN THE GARAGE AND CONDITIONED SPACES.
RECESSED LIGHTING	RECESSED LIGHT FIXTURES INSTALLED IN THE BUILDING THERMAL ENVELOPE SHALL BE AIR TIGHT, IC RATED, AND SEALED TO THE DRYWALL.
PLUMBING & WIRING	BATT INSULATION SHALL BE CUT NEATLY TO FIT AROUND WIRING AND PLUMBING IN EXTERIOR WALLS, OR INSULATION THAT ON INSTALLATION READILY CONFORMS TO AVAILABLE SPACE SHALL EXTEND BEHIND PIPING AND WIRING.
SHOWER/ TUB ON EXTERIOR WALL	EXTERIOR WALLS ADJACENT TO SHOWERS AND TUBS SHALL BE INSULATED AND THE AIR BARRIER INSTALLED SEPARATING THEM FROM THE SHOWERS AND TUBS.
ELECTRICAL/PHONE BOX ON EXTERIOR WALLS	THE AIR BARRIER SHALL BE INSTALLED BEHIND ELECTRICAL OR COMMUNICATION BOXES OR AIR SEALED BOXES SHALL BE INSTALLED.
ELECTRICAL/PHONE BOX ON EXTERIOR WALLS	THE AIR BARRIER SHALL BE INSTALLED BEHIND ELECTRICAL OR COMMUNICATION BOXES OR AIR SEALED BOXES SHALL BE INSTALLED.
HVAC REGISTER BOOTS	HVAC REGISTER BOOTS THAT PENETRATE BUILDING THERMAL ENVELOPE SHALL BE SEALED TO THE SUBFLOOR OR DRYWALL.
FIREPLACE	AN AIR BARRIER SHALL BE INSTALLED ON FIREPLACE WALLS. FIREPLACES SHALL HAVE GASKETED DOORS.

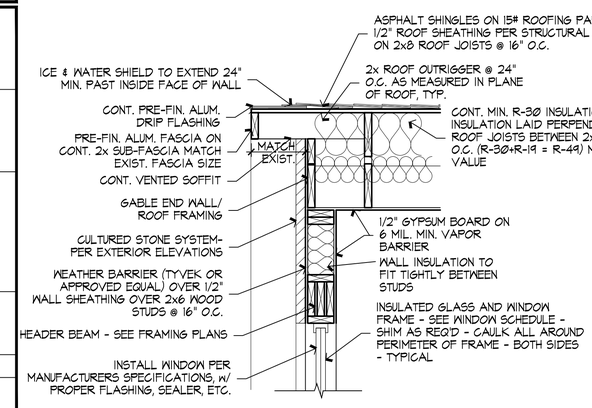

C WALL SECTION
SCALE: 3/4" = 1'-0"

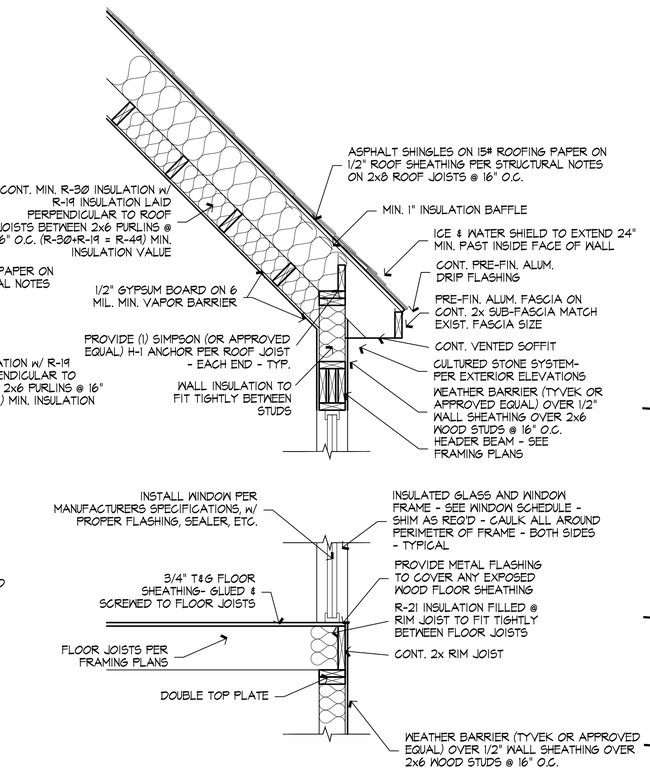

B WALL SECTION
SCALE: 3/4" = 1'-0"

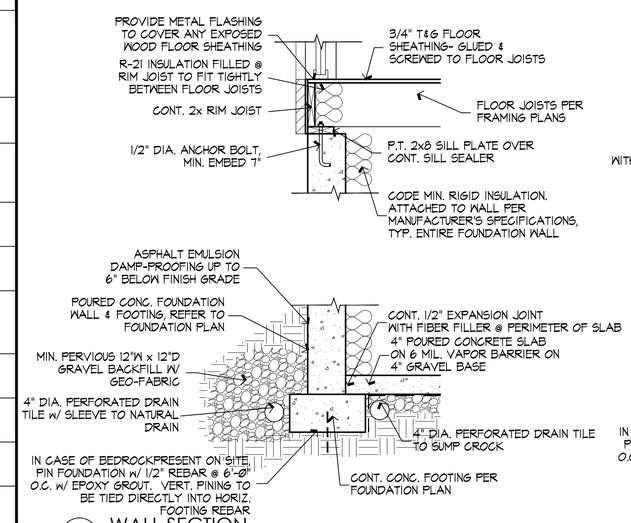

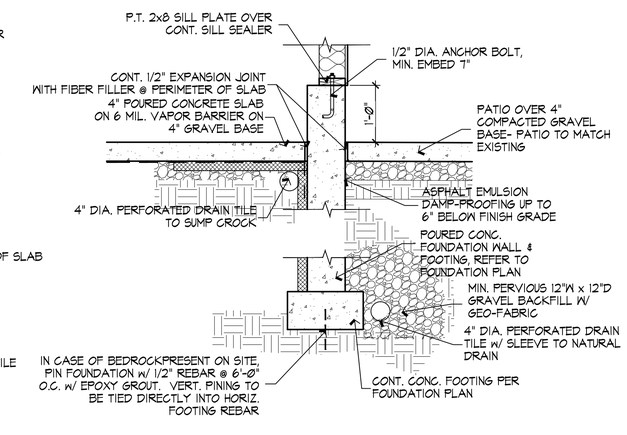

PERMIT SET

HAVEN architecture
716.646.8251
www.havenarchitecture.com

WARNING: IT IS A VIOLATION OF SECTION 7209, SUBDIVISION 2 OF THE NEW YORK STATE EDUCATION LAW FOR ANY PERSON, UNLESS ACTING UNDER THE DIRECTION OF A LICENSED ARCHITECT OR PROFESSIONAL ENGINEER TO ALTER IN ANY WAY, PLANS SPECIFICATIONS OR REPORTS TO WHICH THE SEAL OF A LICENSED ARCHITECT OR PROFESSIONAL ENGINEER HAS BEEN APPROVED.

DOCUMENT STATUS
☐ PRELIMINARY ☐ PROGRESS
☐ BID SET ☑ PERMIT SET
☐ FINAL FOR CONSTRUCTION
ISSUED BY JACOB FLITTON ARCHITECT PLLC

GERACE RES.
11240 Hiller Road
Akron NY 14001

Job # 19-012
Revisions

Date: 2020.03.30

COPYRIGHT 2020
JACOB FLITTON ARCHITECT, PLLC
ALL RIGHTS RESERVED
ALL DESIGNS, DRAWINGS AND WRITTEN MATERIAL APPEARING HEREIN CONSTITUTE THE ORIGINAL & UNPUBLISHED WORK OF JACOB FLITTON ARCHITECT, PLLC AND MAY NOT BE DUPLICATED, USED OR DISCLOSED WITHOUT WRITTEN CONSENT.

THE RECIPIENT, BY ACCEPTING THIS DOCUMENT, ASSUMES CUSTODY AND AGREES THAT THIS DOCUMENT WILL NOT BE COPIED OR REPRODUCED IN PART OR IN WHOLE, AND THAT ANY SPECIAL FEATURES PECULIAR TO THIS DESIGN SHALL NOT BE INCORPORATED INTO ANY OTHER PROJECT UNLESS PRIOR AGREEMENT HAS BEEN OBTAINED IN WRITING. THESE DOCUMENTS WILL BE RETAINED IMMEDIATELY UPON COMPLETION OF THE PROJECT.

THIS DOCUMENT IS THE EXCLUSIVE PROPERTY OF JACOB FLITTON ARCHITECT, PLLC. NO RIGHTS TO OWNERSHIP ARE TRANSFERABLE, OR SHALL BE LOST BY THE FILING OF THIS DOCUMENT WITH ANY AND ALL PUBLIC AUTHORITIES FOR THE PURPOSE OF COMPLIANCE WITH CODES AND/OR ORDINANCES, I.E. BUILDING PERMIT, ETC.

PROPERTY RIGHTS TO THESE DOCUMENTS SHALL NOT BE LOST UNDER BANKRUPTCY OR FORECLOSURE ACTIONS THAT MAY ARISE AT ANY TIME DURING THE EXECUTION OF THIS PROJECT.

Title:
Wall Sections

TO THE BEST OF MY KNOWLEDGE, BELIEF & PROFESSIONAL JUDGMENT, ALL PLANS, DRAWINGS SPECIFICATIONS ETC. INCLUDED IN THIS DRAWING & PERMIT PACKAGE ARE IN COMPLIANCE WITH THE MOST CURRENT IRC 2015 (AS ADOPTED BY NEW YORK STATE) ENERGY CODE

REGISTERED ARCHITECT JACOB T. FLITTON 037972 STATE OF NEW YORK

Sheet:
A4.3

3/20/2020 8:11 PM C:\USERS\THORNTON\GOOGLE DRIVE_JF ARCHITECT\PROJECTS_2019_19-012_GERACE RESIDENCE ADDITION_AKRON NY_JF_A4.0- CONSTRUCTION DOCUMENTATION_GERACE RESIDENCE- A4.0- SECTIONS.DWG Plot:3/27/2020 10:02 PM